

Old Pueblo A

April 2020



Tucson Chapter

Model A Ford Club of America



OLD PUEBLO A



Official Monthly Publication
Tucson Chapter, Model A Ford Club of America
7060 E. 21st Street, Tucson, AZ 85710
www.tucsonmodelafordclub.org

ADVERTISING RATES:

Cover Ads.....\$20.00/year

EDITOR:

David Rivard

PO Box 249

Vail, AZ 85641

520-428-4929

modeladude@outlook.com

TUCSON CHAPTER DUES:

\$15/year family or

\$10/year individual

MEETINGS:

Regular meetings are held on the
first Tuesday of each month
(except December) at 7:30 PM.

Jim Click Ford

6244 E. 22nd Street

Tucson, AZ 85711

MONTHLY OUTING:

Fourth Sunday of the month
or as voted by the
club membership

The Tucson Model A Club is
a local chapter of MAFCA:

Model A Ford Club
of America, Inc.

250 S. Cypress Street

La Habra, CA 90631

562-697-2712

Toll free (for orders only,
including MAFCA membership):

866-379-3619

www.mafca.com

2020 OFFICERS

President:

David Ramsower

ramsworth@gmail.com

520-661-4493

1st Vice President:

Sindy Osterman

scubamngirl51@gmail.com

651-338-3390

2nd Vice President:

Rey Brown

softtopcoupe@yahoo.com

520-296-2079

Treasurer:

Mike Liebert

hikingmike@aol.com

520-529-8662

Secretary:

Frank Pyrdeck

frankpyrdeck@aol.com

520-870-9017

2020 BOARD OF DIRECTORS

Chuck Thim

Ray Feierstein

Dan Jensen

Tom McWilliams

Ernie Williams

Joe Findysz

TRAVELING DOWN



IN YOUR MODEL A



Those attending the National Banquet had the opportunity to attend a Fashion seminar presented by Patti Jones, Era Fashion Committee member.



Traveling down Route 66, bags would be unpacked and guest(s) settled into comfortable rooms at the Morey Mansion in Redlands, California. A woman would travel with a full dresser set to ensure a glamorous appearance.



The well-dressed woman might change into an afternoon dress for a stroll around the property. In a black and white checked dress with white insert and shoes of kid leather in a white and black woven pattern, she would marvel at the beauty of the grounds.



For a sports minded woman, riding or shooting clay birds would be on the agenda. Tall leather boots kept the person stable and the canvas vest would hold the shotgun shells needed.


(continued on next page)

TRAVELING DOWN



IN YOUR MODEL A

For the ride through the countryside, a spring outfit with plaid knickers with a cream-colored long sleeved blouse would add style to the sport. Of course, a black riding helmet and a riding whip would be appropriate accessories.



Palm Springs was a popular stop along Route 66. Perhaps a dip in a swimming pool or catching some sunrises in the newest swimwear would occupy the time. An umbrella, rubber shoes to protect the

feet and the ever so fashionable Janzen swimsuit made of wool would have been unpacked from the luggage.

For the adventure seeker, taking a flight would require goggles, leather helmet, gloves, and a jacket.

Golfing attire might be the corduroy knickers, white shirt/blouse, sweater, and leather shoes with knee high stocks.

Perhaps instead of walking or sports, attending an afternoon tea would provide a delightful afternoon. The orange floral chiffon dress with a Bertha collar, hat, and cream leather pumps would turn all the heads as you enter the tearoom.

As evening approached, an evening dress for dinner was necessary. The aqua dress with embroidery edges, chiffon jacket, and silver fox stole, pale blue evening sandals, and white beaded purse would be perfect. This ensemble could also be worn at the casinos for an evening of cards and gambling.

(continued on next page)

TRAVELING DOWN



IN YOUR MODEL A

To retire for the evening, a silk nightgown with a matching dressing gown could be worn around the bedroom suite. Another choice could be a black oriental design lounging pajamas. The striped beach pajamas with a jacket would be worn around the pool or patio with the black brimmed hat and beige shoes.



Being well attired required planning, multiple ensembles, and an attitude of style for travelers along Route 66 or across the entire country!

At the National Banquet Fashion seminar, several fashion enthusiasts spoke of being discouraged due to difficulty of finding original garments in good condition. Some are reporting that their original garments no longer fit their body shapes, or their garments are becoming so fragile, that they chose not to wear them in fashion judging. Original garments are 89-92 years old, however just as beautiful as the day produced. The Era Fashion Committee is discussing the concept of a Judged Display Section of the Era Fashion Guidelines. Currently, there is a Display Only description, where a Host Fashion Coordinator may decide to offer a Display opportunity to participants. The Era Fashion Committee believes there are MAFCA members who would display the original garments for all to enjoy.

The Era Fashion Committee has started drafting proposed judging standards for Display Fashion Category. The Era Fashion Committee would like your feedback. Send your comments to Diann Eason, Chairperson at fashions@mafca.com.

TIME FOR SPRING SERVICE

Since most of us have a lot of time on our hands these days with "stay at home" orders in place throughout the USA, now is the perfect time to give that Model A its spring service. Bill Brauch sent in a photo of his 1929 Tudor on a lift outside his shop getting the fluids changed.



I recommend that in addition to an oil change, while you're at it, lube the chassis and check the trans, steering, and rear axle levels. I went one step further and rotated my tires and checked the water in my battery.

Once you have completed these maintenance steps, your trusty buddy will be ready to hit the road once the country is healthy again.

- Rick Black, MAFCA Webmaster.



Medford Oregon - Looking south on North Central Avenue from 6th Street, about 1935
Building on the right is the Woolworth's building
Photo courtesy of Southern Oregon Historical Society

EVENTS CALENDAR

As you've probably heard by now, all Tucson public and social events (including our club outings and monthly general meetings) have been suspended due to the current pandemic and stay-at-home order. This includes our Overnight Tour which had been scheduled for last month.

We will resume our usual club activities as soon as the public health situation permits. Meanwhile, our monthly newsletter (the one you're reading now) will continue as usual with Model A articles, news and items of general interest to Model A club members.

Club announcements will appear in the newsletter and be sent out via email to all club members who have provided their email address. If you're not already receiving club announcements from Ray Feierstein via email and want to be included, please email Ray at sanrays@msn.com and ask to be added to the list.

Thermostats

According to many Model 'A' owners, a good thermostat offers two important benefits:

- Coolant flow through the system is reduced so that less is pumped out of the upper radiator tank at high speeds.
- The thermostat will maintain an engine temperature of at least 160 degrees F that many feel is optimum for complete fuel combustion and clean plugs.

On the down side, a thermostat that sticks closed will prevent adequate coolant circulation and overheating can result. To prevent this make sure that there are two 3/16 inch holes drilled on the surface opposite the sensor so some water will still flow. If you install a thermostat, use the kind that fits inside the upper hose and has a short pipe welded to the end instead of the type that mounts with tabs. Some owners have experienced leaks with the tab-mounted variety.

A good running engine makes EVERYONE HAPPY!!

(From the MARC Script "A" Region)

Restorer Index

An index to the first 50 years of Restorer magazines, volumes 1 to volume 50, was first published on the MAFCA website in 2006. It includes entries for every Restorer magazine published to that point, from 1956-2006.

In 2015, we have created a combined index to the Restorer magazine, volumes 51-60. Using this index, you can now search through all of the Volume 51-60 issues of Restorer magazines at once.

Each year, usually after the May/June issue of The Restorer is printed, the previous year's index will be available in the downloads folder as well. Consequently, index files for Volumes 61, 62, and 63 (through April 2019) are now available.

Once you have saved these indexes to your computer, you'll be able to find any Restorer article that has ever been printed. Using your PDF reader (such as Adobe Reader), you can search for any author, subject, or title of all of the articles that were published. Photos of cars published in the magazine are also referenced in the index.

One other note: there is also an index in the downloads folder to the "How To Restore Your Model A' series, a separate one for each volume. Use these indexes to help you locate the article or story that you remember and want to look at one more time.

All index files are available for download on the MAFCA website at https://www.mafca.com/ref_downloads.html.

Tail Pipe Clamp Installation Tip

I have found a unique pair of vise grips at Harbor Freight, about \$10, used for removing oil filters and such. They work really great on installing the tail pipe clamp. This allows the compression of the tail pipe clamp so the nut can be easily started on the bolt, then the wrench is removed and you can tighten the nut with two wrenches until you can insert a cotter pin. Do not tighten any more than that, on either the regular or insulated clamps.



— Joe Davis, Aries Mufflers

(From the MARC Script "A" Region)



Here is a photo of Henry Ford's funeral leaving St. Paul Episcopal Church on Woodward Avenue in Detroit on April 10, 1947. The route of the funeral procession was from the church along Detroit's Woodward Avenue onto West Grand boulevard, past the General Motors Building, then out to the cemetery. Crowds lined the entire funeral route.

The first vehicles to pass were two Dodge panel trucks loaded with flowers, then the main procession; the hearse was first, a gleaming 1941 Packard, not a Ford product, as had been used for Edsel Ford's funeral in 1943. Behind the hearse came about half a dozen of the Ford Family's custom-built limousines, all Lincolns, then there were the more standard Lincolns, then dozens of Mercurys, and then the Fords.

It was estimated that between 70,000 to 100,000 people viewed Mr. Ford's body when it lay in state.

(From the MARC Script "A" Region)



April



- Apr 1 – Alejandro Allison
- Apr 1 – Bernice Edwards
- Apr 7 – Barbara Jo Birt
- Apr 12 – John Lundberg
- Apr 15 – Sandy Feierstein
- Apr 16 – Jerry Pilcher
- Apr 17 – Rita Boaz
- Apr 20 – Gene Zlacket
- Apr 22 – Sandy Zimberoff
- Apr 25 – Ray Feierstein
- Apr 25 – TK Mohr
- Apr 26 – Ron Edwards
- Apr 29 – Tanya Lown

NEXT MEETING:

To be scheduled as soon as public health conditions permit. See page 7 for more information.



Happy Anniversary

- Apr 7 – Nolan & Nancy Steele
- Apr 28 – Ray & Sandy Feierstein



Jim's Tech Tip by Jim Cannon

Check Your Oil Filler Pipe and Cap

Many Model A owners experience excessive oil leaks when driving their car, often out the rear main seal. One simple thing that can cause this is a restriction in the oil filler pipe. Take the cap off and look down the pipe with a good light. You should only see a series of little metal baffles, half-moon in shape, inside the filler pipe. If you and where someone has covered the pipe with a sock, or stuffed a piece of cloth down in the filler pipe to stop oil from coming out the filler when driving, this will put pressure inside the crankcase and force oil out the rear main seal while you drive. Easy to fix: get that stuff out of there!

While you have it off, also inspect the inside of the oil filler cap. It, too, needs to be clear inside. No pieces of steel wool, pot scrubber, or old sock in the cap! Look for evidence of someone accidentally pushing the oil filler cap on too far. When you do, you bend the little tabs inside the cap and mash it all the way down on the pipe. This blocks the engine's ability to vent the crankcase, builds up pressure, and causes a bad leak out the rear main seal.

I hope this little tip helps you stop that oil leak while driving.

Have a Model A Day!

Jim



**NEW: MAFGA TWILL SHIRTS
NOW AVAILABLE
IN TAN!**

Plus Hunter Green
and Burgundy


\$48, long or short sleeve
Men's (with pocket)
and Ladies' styles

**NEW:
MAFGA STOCKING CAPS
/ "BEANIES"
\$16**

Order Online Now:
www.MAFGA.com
or phone: 1-866-379-3619

All items plus postage

MAFCA NEWS



Important Reminder

Don't forget to order your 2020 Membership Roster now. You don't want to be traveling without this helpful resource. Order yours now so you will be sure to get a copy, they will go fast at \$16 plus postage. Now shipping!



Call 1-866-379-3619 or visit www.mafca.com

2020 Convention Canceled — In the face of the current Coronavirus uncertainty, the MAFCA Board of Directors decided to cancel our biannual National Convention in June 2020 and reschedule it for 2022. It was to be hosted by the Alamo A's in Kerrville, Texas. The good news is the Alamo A's will still be hosting it in 2022, so you won't miss the tours and views of the Texas countryside. Those who previously registered will be receiving refunds shortly, if they haven't already.

Emergency Closure of MAFCA Office — California's governor has signed an order that forces all nonessential business operations to shutter their doors. His action is designed to reduce person-to-person contact in our normal business operations. Consequently, MAFCA's headquarters office in La Habra, California will be closed until further notice. We will be checking on voice mail messages that you leave when you call our office phone. And we will be checking on email messages that you send. Please understand that our response time will be extended beyond normal intervals because our staff will be working from home and they will not have immediate access to all the office resources that may be required in responding to your questions.

In Memoriam



We were deeply saddened to learn of the passing of our beloved member Corky Rose on March 19 at the age of 87.

Corky joined our club in 1991. She and Delena Conn were not only longtime members, but also longtime sponsors of our club.

Corky trained at the Vanderbilt University School of Nursing in Nashville, Tennessee before moving to Tucson in the 1960's. She worked as a Registered Nurse at the Tucson Medical Center for more than 30 years. Corky's many interests included traveling, fishing, camping, gardening and birdwatching.

Although no services are currently planned due to the ongoing pandemic and social distancing requirements, services may be scheduled in the future when conditions permit. Meanwhile, her ashes will be scattered at several of her favorite local nature spots where she spent so many happy times. It somehow seems fitting that she will now be a part of them.

TINY TIPS

- Many Model A owners experience trouble with ignition. The biggest offender is the points. When procuring points, it is a good idea to install brand name products. Several well-known major manufacturers make points for the Model A. Stay clear of unknown names or those without a name on the box. These points can foul and become inoperative in less than 100 miles. When this happens, the novice is at a complete loss and starts changing coils, condensers, etc. Henry's old warning about watching out for "gyp" parts is still true today.
- A standard No. 1 paper clip has a diameter of .033 to .037 (depending on manufacturer). Thus, if someday you find yourself without a .035 gauge with which to check the Model A spark plug gap, just use an ordinary No. 1 paper clip.

(Updated from an old issue of *The Restorer*)

Thank you to Our 2020 Club Sponsors

Jim Click Ford

Shorty & Isabel Allison

Mike & Ann Liebert

Scott & Cathy Parsons

Chuck & Lynn Thim

Elizabeth McCoy



CONSTRUCTION CO., INC.
CONTRACTOR LIC. #072149

"SHORTY"
LELAND ALLISON
President

| | |
|---|--|
| Cellular Phone (520) 982-8965 Email Sapcon@aol.com | Phone: (520) 747-4934 Fax: (520) 571-8688 3731 S. Chrysler Avenue P.O. Box 27106 Tucson, AZ 85726-7106 |
|---|--|

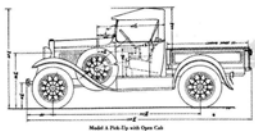


Ace Hardware Stores Inc.
6959 E. 22nd St.
Tucson, AZ 85710
PHONE: (520) 747-9473
CELL: (520) 954-0372
FAX: (520) 747-1290
EMAIL: joe@135hardware.com

JOSEPH T. FINDYSZ
President

Coolest Hardware Store on the Planet 2016

Old Cars R&R
Repair, Restoration, and Maintenance
Rich Whalen



Model A Pick-Up with Open Cab

| | |
|-------------------------------------|--|
| 520-203-1784 richwhalen@live.com | 11863 N Centaurus Pl Tucson, AZ 85737 |
|-------------------------------------|--|



Tucson's Most Reliable & Complete Independent Repair Facility.
Nissan, Honda & Toyota Mechanics.

Andy Neal Jr.
Servicing
Nissan, Honda, Toyota
Model T's and Model A's
560 E. Fort Lowell Rd. • (520) 622-3315

LEVER SHOCKS REBUILT BRAKES SLEEVED AND REBUILT


EXCHANGE OR YOURS REBUILT
BRAKES: SLEEAVING ONLY OR
COMPLETE REBUILDING
FAST SERVICE

Apple Hydraulics

1610 Middle Road
Calverton, NY 11933

1-800-882-7753
(631)369-9515

<http://www.AppleHydraulics.com>



APR09

M M MITCHELL MANUFACTURING



Steve & Cyndi Mitchell

Mitchell MFG.
530-458-4500 800-859-2088
www.mitchelloverdrivemfg.com

MODEL A FORD
SYNCHRONIZED-TRANSMISSION FORD OVERDRIVES/UNDERDRIVES
VINTAGE CAR OVERDRIVES 1928-1948

P.O. Box 925 1157 Parker St. Colusa, CA 95932

ARIES MUFFLERS & PARTS

ORIGINAL MODEL A FORD EXHAUST SYSTEMS
MADE PRECISELY TO THE FORD DESIGN

ALSO STATION WAGON TAIL PIPES AND
FORDSON TRACTOR MUFFLERS(1917-1936)

AMUFFLER.COM JDAVIS@AMUFFLER.COM
650.279.6609

CLING'S

Send \$15.00 for booklet on
How to Prepare 1939-1948
Hydraulic Backing Plates

AFTERMARKET PRODUCTS, INC.

Specializing In Hydraulic Brakes for Model A's
Serpentine Pulley System for Model A & B
V8 Transmission Adapter (for L & R Hand Drive)

12452 S. 71st St. • Tempe, AZ 85284-3108
(480) 777-1202 • Email: dcmcl202@cox.net
www.clingsaftermarket.com

The World's Largest Selection of 1909-31 Ford Parts

Snyder's ANTIQUE AUTO PARTS

12925 Woodworth Rd. • New Springfield, OH 44443

Toll Free Ordering (888) 262-5712

or FAX (888) 262-5713

Order On-Line @ www.snydersantiqueauto.com

FREE Fully Illustrated CATALOG
\$10.00 outside the U.S., Canada, & Mexico



ARIZONA MODEL A, L.L.C.

- NEW PARTS
- USED PARTS
- SERVICE
- RESTORATION
- HOUR: TUES-FRI 9-12, 1-5
SAT & EVES BY APPOINTMENT



SAMUEL P. GUTHRIE

15838 S. GILBERT RD., CHANDLER, AZ 85225
(480) 782-0266

BRATTON'S ANTIQUE AUTO PARTS

1606 Back Acre Circle
Mount Airy, MD 21771

800-255-1929 Phone
www.brattons.com

800-774-1930 Fax



JAY BEES
Auto Services



Jacqui Harry
Owner

790-6035

M-F 8am-5pm

5070 E. 22nd St. • Tucson, AZ 85711
www.jaybeesautoservice.com

Mike's "A" Ford-able Parts

Mike Butcher



124 Model A Drive, Maysville, GA 30558

email: mike@mikes-afordable.com - www.mikes-afordable.com

Fax: 706 652 2492 - Phone: 706 652 3866

1 888 TRY MIKE (879 6453)



Specialising in 1928 - 1931 Model A Ford Parts

RUSTY LUGS

SPECIALIZING IN MODEL A'S

Amanda Uthe
Owner



360-887-3346

Rustylugparts@gmail.com

8021 Ne 142nd Ave

Vancouver, Wa 98682

Hours: M-F 9am-5pm

RustyLugParts.com

**7060 E. 21st Street
Tucson, AZ 85710**

First Class

Jim Click Ford

Sponsors the Tucson Chapter

Model A Ford Club of America

